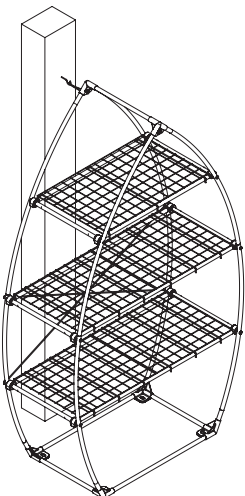
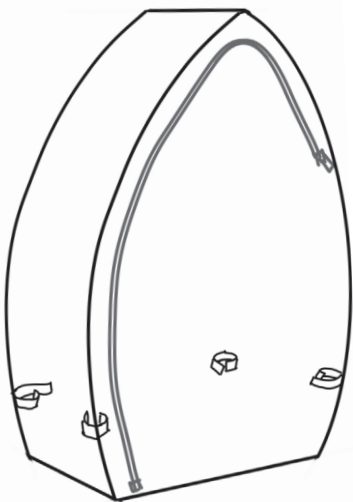




With the zip fully open, slide the cover over the top of the frame.

Secure with 4 x Velcro tabs inside the cover to the frame.



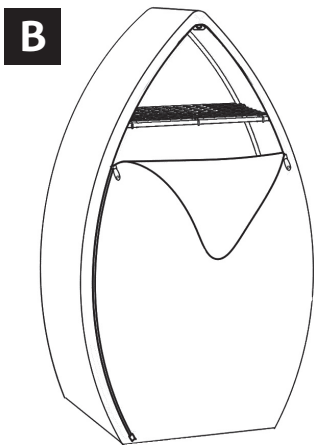
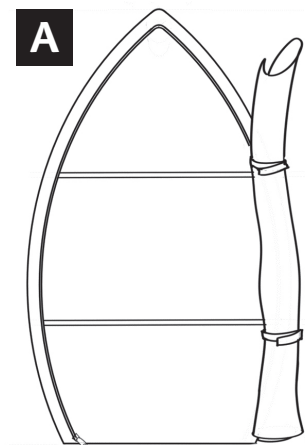
There are various ways you can secure the unit in place, depending on the exposed nature of your site.

Use tether rope provided to thread through the top bracket **D** and eyelet in the cover. Attach to a permanent fixed structure like a post, fence, wall or similar. Always place the product on a flat, even and stable surface.

Locate the product next to a wall, fence, shed or other permanent structure for support.

The base foot includes holes to allow the unit to be pegged to the ground. If located on concrete, use additional tether ropes to thread through the foot plate and attach to a structure behind.

Make sure you position your Growhouse in a sheltered position and anchor securely depending on exposure to winds and turbulence. In really exposed locations consider adding a bag of sand or compost across the base poles for extra ballast.



Ventilation: The twin zips allow you to:

- A) Fully open the door and secure with buckle clips on the side
- B) Partially open at the top and bottom to allow air to enter and ventilate out of the top.

Top Tips for using your 12 Tray Visiroot Growhouse.

- Make sure you position your Growhouse in a sheltered position and anchor securely depending on exposure to winds and turbulence.
- Do not place the product near heat or open flames
- Always place the product on flat, even and stable surfaces.
- Locate the product next to a wall, fence, shed or other permanent structure for support.
- Do not place the product on slippery surfaces
- Ensure all parts are securely assembled prior to use
- Do not use the product if damaged or if the parts show any sign of instability or wear.
- At the end of growing season, the growing enclosure should be disassembled and stored indoors. Or at least remove the cover if no plants are left over winter inside the structure, to prolong the lifetime.

**WARNING:** Suffocation hazard not for children

**WARNING:** To reduce the risk of serious personal injury:

- Keep the product out of the reach of children and pets. The product is not intended for children use.
- Do not exceed the maximum loading capacity: 10kg per shelf
- Do not stand on the product or use it as a stepladder
- Use only manufacturer recommended or supplied accessories or attachments.


Caution - To reduce the risk of personal injury or product damage

- This product is intended for outdoor, non-commercial, non-industrial, household use as a greenhouse. Do not use the product for any other purpose.



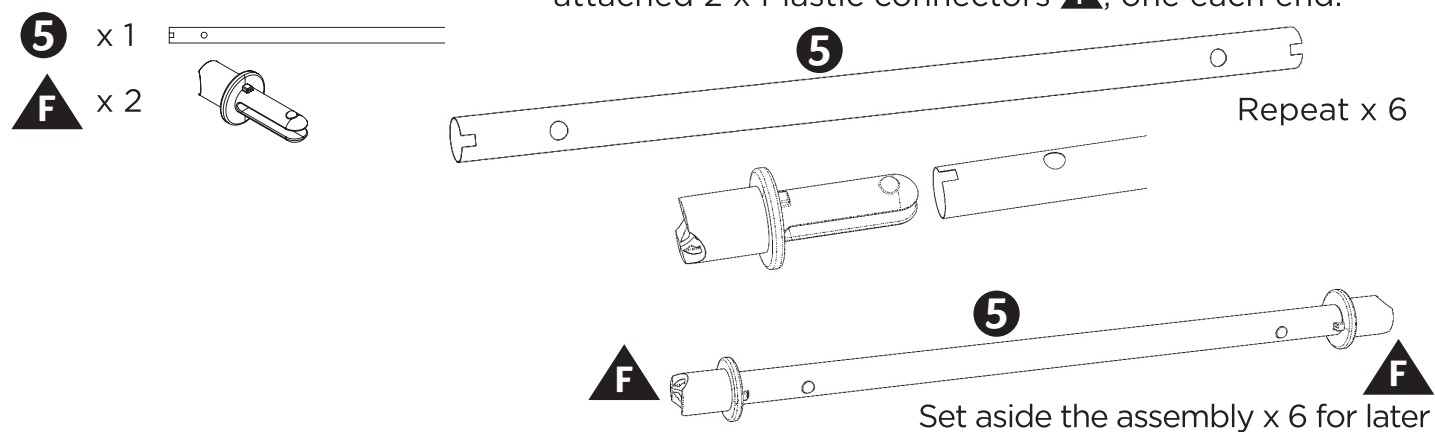
### INSTRUCTIONS

CONSUMER HELPLINE  
TEL 01480 443789

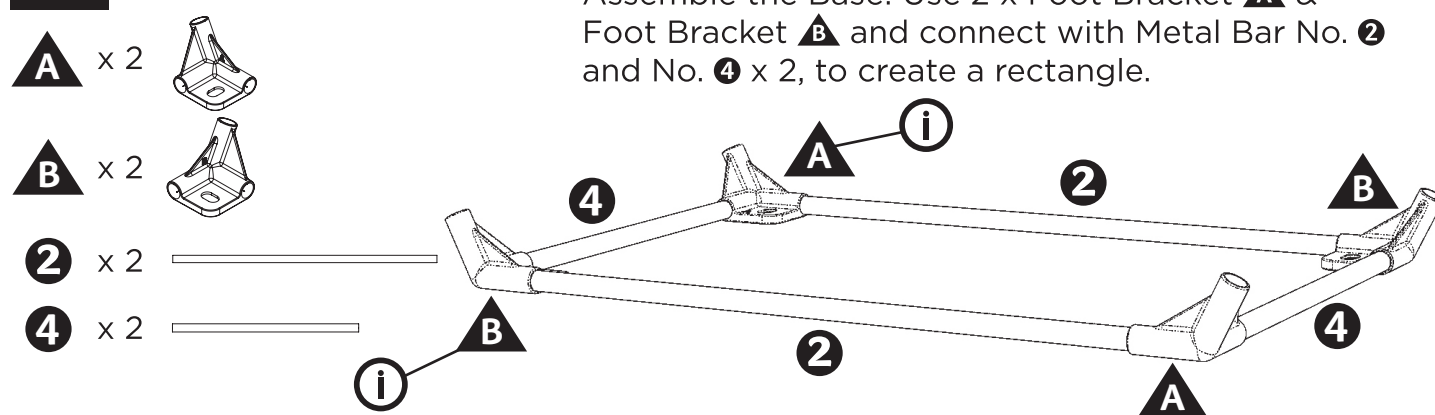


Number	Picture	Quantity	Number	Picture	Quantity
1		4	A		2
2		2	B		2
3		2	C		12
4		3	D		2
5		6	E		12
6		4	F		12
7		4			1
8		4			1
9		1			1
10		10	<b>Spare parts available to order</b> 70200506 Visiroot Growhouse 12 Tray Cover		
11		2			

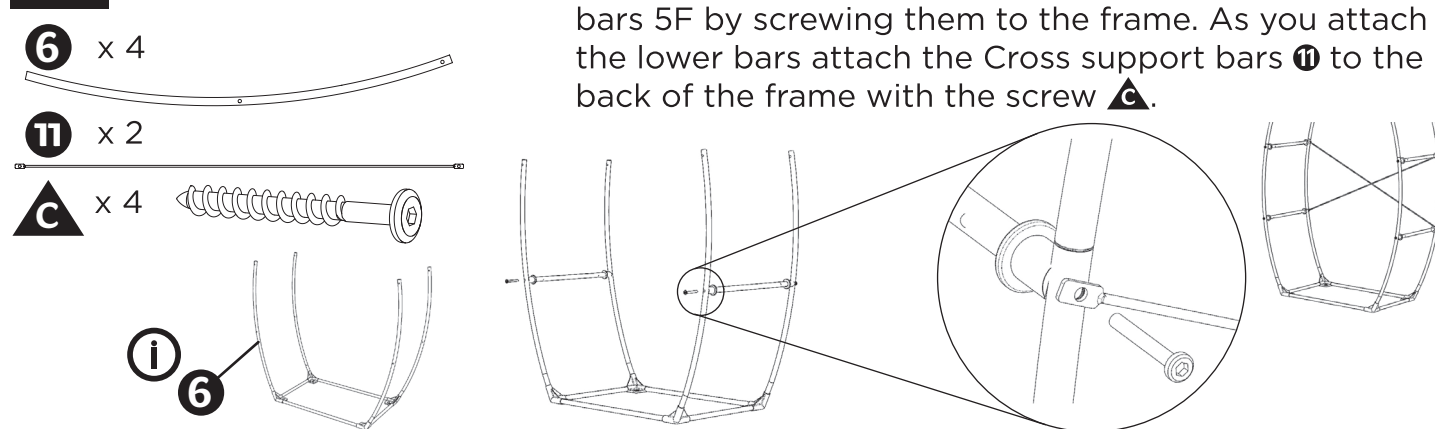
**FIG 1**



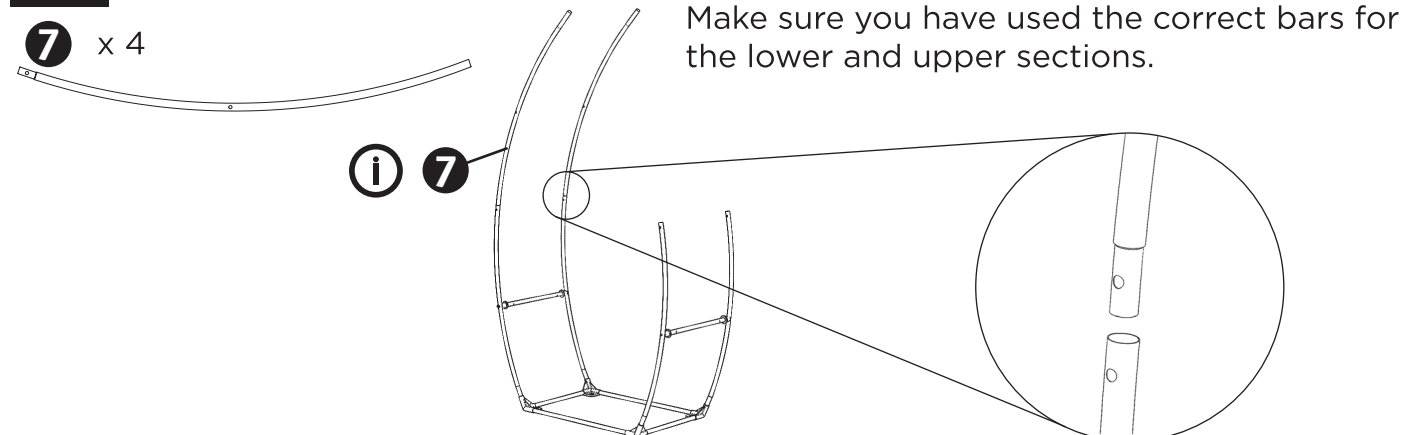
**FIG 2**



**FIG 3**



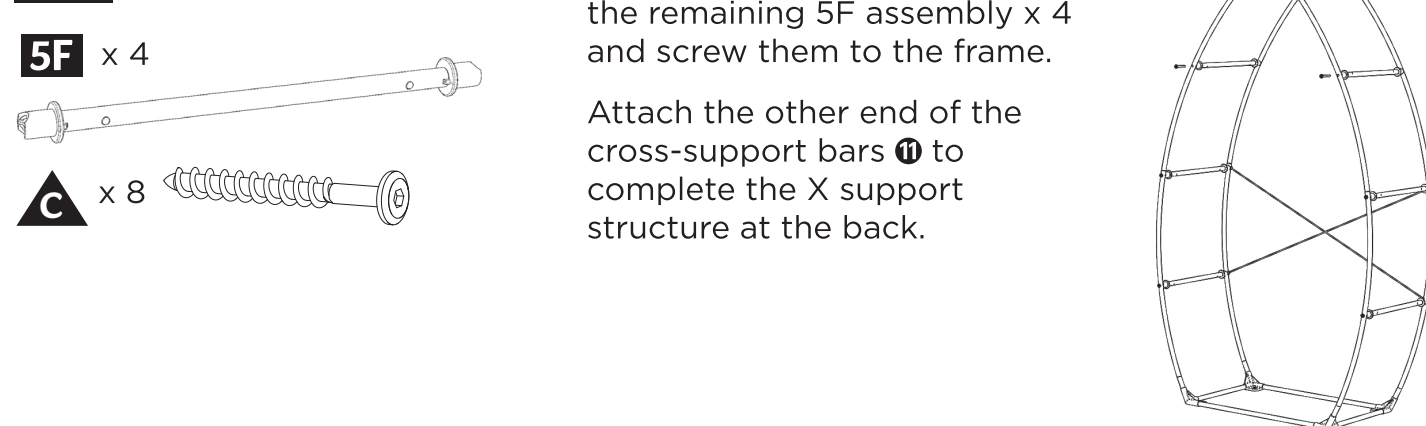
**FIG 4**



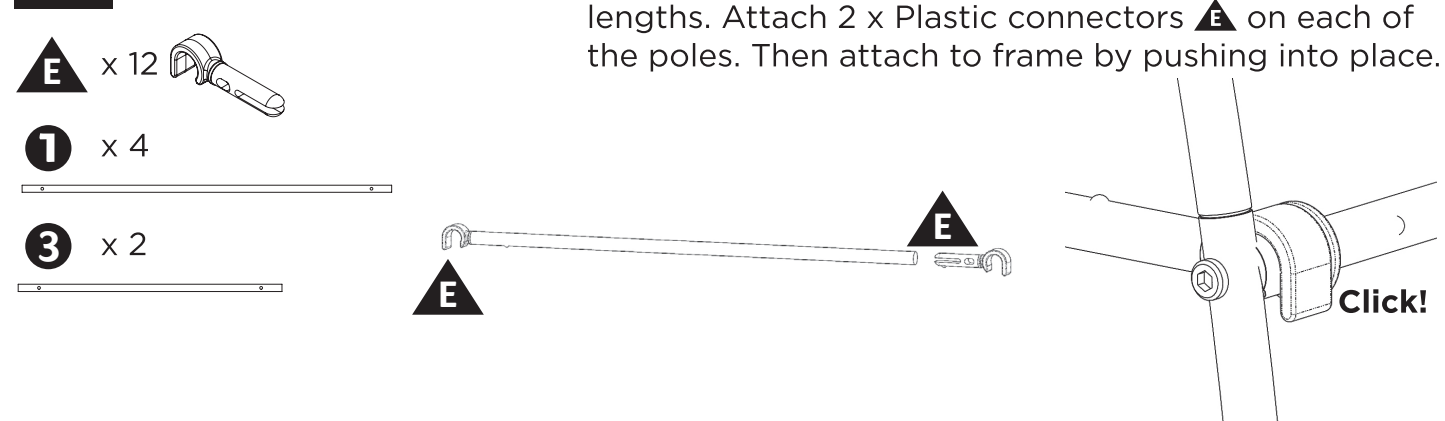
**FIG 5**



**FIG 6**



**FIG 7**



**FIG 8**

