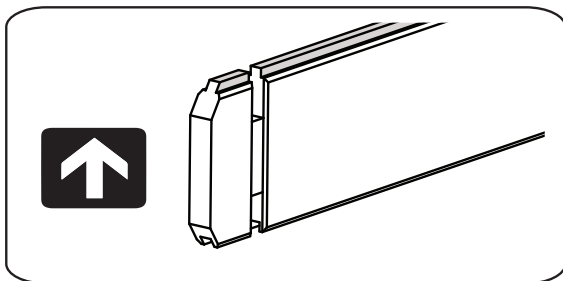


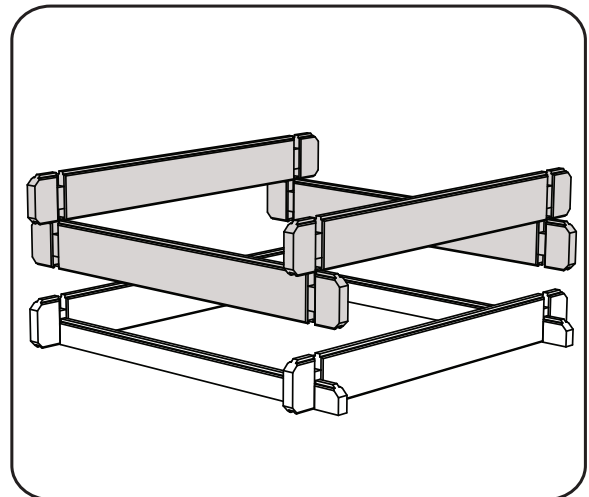
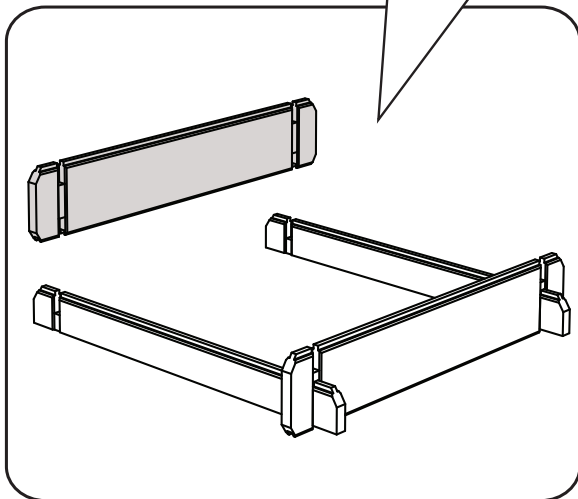
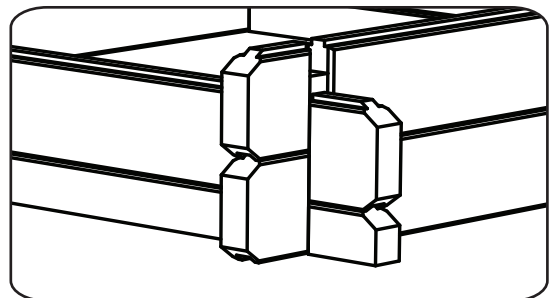
# 6x4 Raised Pond Assembly Instructions

6' x 4' (1.8m x 1.2m) Raised Pond	16"	21"	26.5"	32"	37.5"	44"
6' /1.8m Tongue and Groove Board	4	6	8	10	12	14
4' /1.2m Tongue and Groove Board	4	6	8	10	12	14
6' /1.8m Flat Top and Groove Board	2	2	2	2	2	2
4'/1.2m Tongued Half Board	2	2	2	2	2	2
4'/1.2m Grooved Half Board	2	2	2	2	2	2
6' /1.8m Mitred Edge Board	2	2	2	2	2	2
4'/1.2m Mitred Edge Board	2	2	2	2	2	2
PVC Liner	3mx3m	3mx3m	4mx3m	4mx3m	4mx4m	4mx4m
M4x80mm Screws	16	16	16	16	16	16

Pond to be assembled with all tongues facing upwards



Ensure boards are closed tight before starting next layer





# QUICKCROP

