 N	1	1	9	24
	Chard	Spinach Perpetual	Carrots	Spring Onions
	9	9	9	24
	Oriental Greens	Oriental Greens	Carrots	Spring Onions
	4	4	9	4
	Beetroot	Beetroot	Carrots	Lettuce Leaf
	4	4	9	4
	Beetroot	Beetroot	Carrots	Lettuce Leaf





4ft by 4ft Raised bed planting plan No.1

14 or 21 inch high 4ft by 4ft Raised Bed Planting Plan No.2

The plant choices start at the back of the bed with the tallest plants with height gradually decreasing as you move towards the front. The bed should be placed facing south if possible to take best advantage of available light.

Planting key

Please see below the planting plan for the crops included in this bed.

<div style="background-color: #ccc; padding: 5px; display: inline-block;">1</div> 1 per square		Plant one plant in the centre of each square foot.	<div style="background-color: #ccc; padding: 5px; display: inline-block;">24</div> 24 per square		Divide square into 4 and plant 4 bunches of 6.
<div style="background-color: #ccc; padding: 5px; display: inline-block;">4</div> 4 per square		Divide square foot into 4 equal squares.			
<div style="background-color: #ccc; padding: 5px; display: inline-block;">9</div> 9 per square		Divide into 9 equal squares.			